



## Millennium Xtra

### Technical Bulletin

#### Title: Performing Database Backups in Millennium Xtra

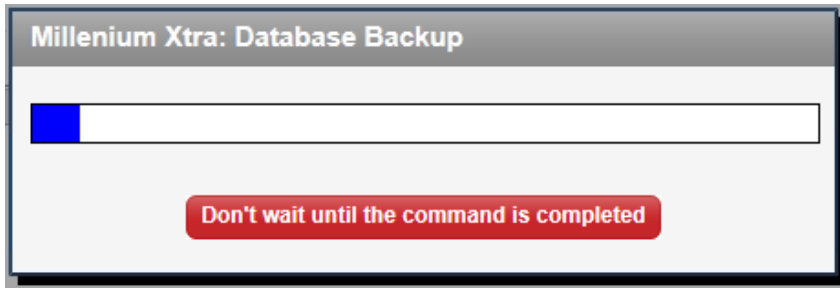
#### Contents:

Follow next steps to perform database backup.

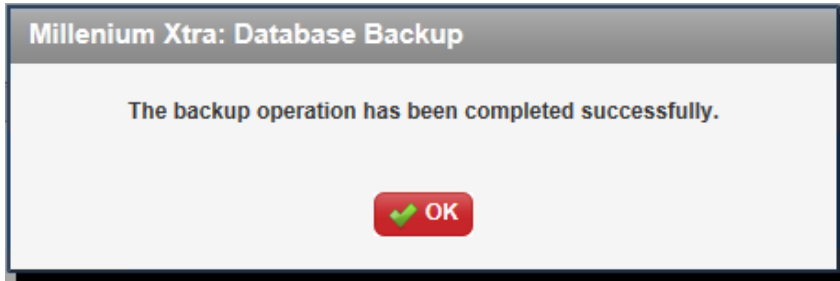
1. Log into Millennium Xtra using Operator credentials with Privilege Level 1.
2. Go to **System Administration > Database Functions > Database Backup Schedule**. Click 'Perform Backup Now' to start backup procedure immediately.

The screenshot shows the Millennium Xtra web interface. The top navigation bar includes 'System Administration', 'Cardholder Data', 'Event Monitoring', 'Hardware Configuration', 'System Configuration', 'Reports', 'Historical Log', 'Maps', and 'External Systems'. The left sidebar lists 'Operator Privileges', 'Operator-defined Fields', 'Threat Levels', 'Database Functions', 'Diagnostics', 'Company Information', and 'Customer Settings'. The main content area is titled 'Database Backup Schedule' and contains 'SCHEDULER SETTINGS'. Under 'Scheduler Type', 'One Time' is selected. There are input fields for 'On date' and 'At time', and a checkbox for 'Delete on successfully finished'. A red box highlights the 'Perform Backup Now' button. Below the button are 'Clear / New', 'Add / Update', 'Delete Selected', and 'Help' buttons. At the bottom, there is a table with columns 'Start Date', 'End Date', 'Time', and 'Day P/O'. The footer contains copyright information and links to 'Event Monitor Mobile', 'Change Password', 'Company Info', 'Privacy Policy', and 'Open in Separate Window'.

3. Wait until backup procedure will be finished



System will prompt you with message:

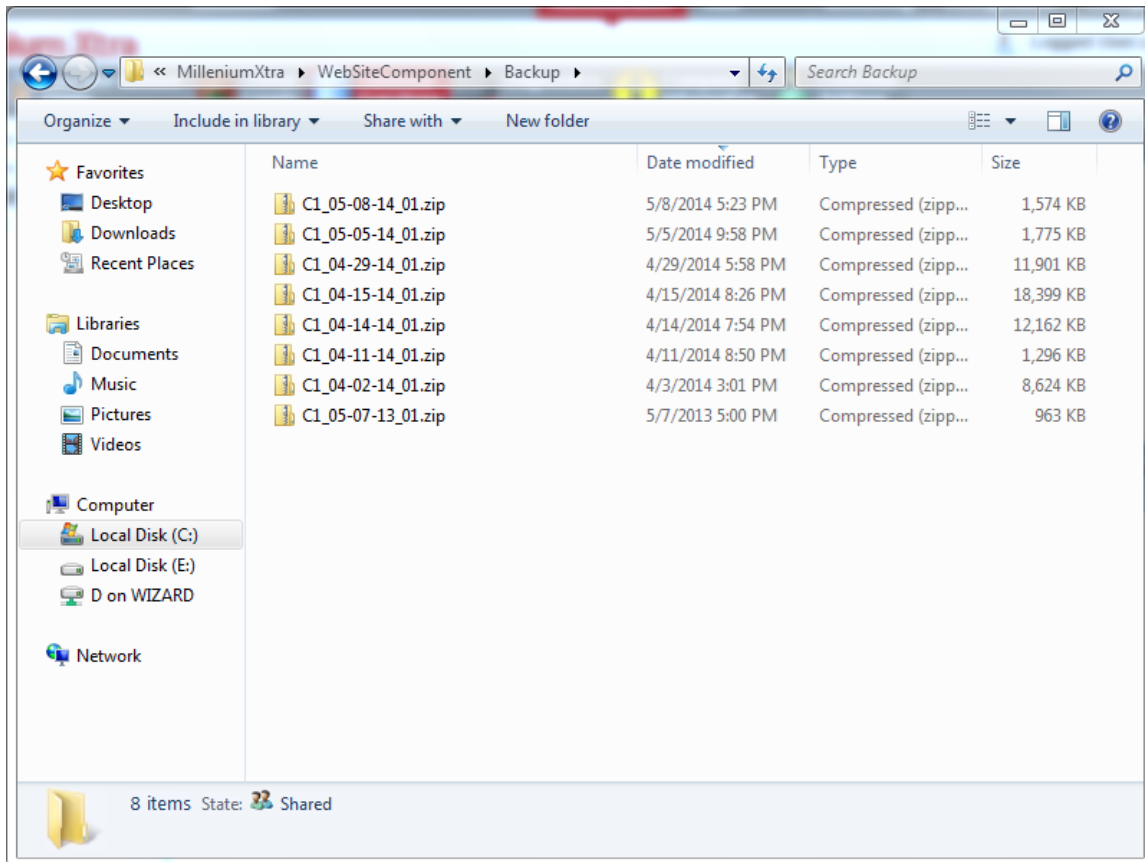


4. By default system will put backup file in following folder:

*C:\Program Files\MillenniumGroup\MilleniumXtra\WebSiteComponent\Backup* - if you are using 32-bit operating system

And

*C:\Program Files (x86)\MillenniumGroup\MilleniumXtra\WebSiteComponent\Backup* – if you are using 64-bit operating system.



Name of the backup file is generated as follows:

C1 – constant, mm-dd-yyyy – the date when backup was made, xx – sequence number for cases in which more than one backup was performed in the same day.